






Measurement Based Care
To
Better Behavioral Health Care
For Primary Care

nView Health
June 22, 2021



Who is nView Health?



**IN USE FOR MORE THAN
25 YEARS**

The premier provider of **evidence-based** behavioral health solutions that power **measurement-based** care

Team of experienced behavioral health and technology specialists



17+ ADULT DISORDERS



**TRANSLATED TO 120+
LANGUAGES**


Provides a cohesive set of advanced digital tools that accurately and quickly **identify, assess,** and **monitor** behavioral health conditions to help solve the mental health crisis around the world



24+ PEDIATRIC DISORDERS



**CLINICALLY VALIDATED
AND PEER REVIEWED**



17K+ SCIENTIFIC CITATIONS

nView

© 2021. Nview Health, Inc. All rights reserved.

Behavioral Health in the PCP World

- BH vs. Real Medicine
- What I did not know but learned quickly!
- A journey of discovery
- How a patient really feels really effects the outcome

How to Make the Transition

- Need more tools than we are using
- Reimbursement is important
- Ease of use is critical
- Tools must be part of a validated system
- Screeners, Interviews and Monitors provide seamless information gathering

How is the Process Going?

- Have worked with many groups and individuals to provide MBC
- Installing MBC as part of workflow
- Reimbursement adds bottom line revenue
- Patients appreciate the added focus
- Any practice can do this

Some Examples-What we are doing

- Currently working multiple types of practices including large Primary Care groups. One group has over 35 practices.
- Hospital based systems can use in multiple areas (ER, Outpatient, Discharge)
- Revenue per PCP ranges up to \$165,000 depending on use
- Adding this to one of the largest EMR's in the nation
- Have solo users in PCP and BH arena

ROI

| ROI MODEL | | | | | | |
|--|---------------------------|------------------------------|--------------|-------------------------|-----------------------|--------------------------------|
| Number of Physician | 1 | | PCP | Physician Practice/MD | 2000 | |
| Patients available | 2,000 | | | | | |
| | | | | | | |
| | | | | | | |
| Step 1 | Number of patients | 2,000 | | | | |
| Step 2 | Revenue Mix | | | | | |
| | Medicare | 40% | 800 | | | |
| | Medicaid | 40% | 800 | | | |
| | PVT | 20% | 400 | | | |
| | Total | 100% | 2,000 | | | |
| | | | | | | |
| | | | | | | |
| | Screener Patient | | | | | |
| Screener | CPT 96127 | % of Practice Billing | 2,000 | Screener Revenue | TOTAL | 4 screeners |
| (4 annually) | Medicare | 40% | 800 | \$ 5.00 | \$ 4,000.00 | \$ 16,000.00 |
| | Medicaid | 40% | 800 | \$ 5.00 | \$ 4,000.00 | \$ 16,000.00 |
| | Pvt Pay | 20% | 400 | \$ 8.00 | \$ 3,200.00 | \$ 12,800.00 |
| | Blended rate | | | | \$ 11,200.00 | \$ 44,800.00 |
| | | | | | | |
| | CPT 90791/90792 | | 1,000 | Test Revenue | | |
| MINI | Medicare | 40% | 400 | \$ 40.00 | \$ 16,000.00 | |
| (1 annually) | Medicaid | 40% | 400 | \$ 40.00 | \$ 16,000.00 | |
| | Pvt Pay | 20% | 200 | \$ 40.00 | \$ 8,000.00 | |
| | Blended rate | | | | \$ 40,000.00 | |
| | | | | | | |
| | CPT 96127 | | | | | |
| Monitors/Trackers | Tracker Patients # | | 500 | Tracker Revenue | | If weekly (avg 6mon/pt) |
| | Medicare | 40% | 200 | \$ 5.00 | \$ 1,000.00 | \$ 24,000.00 |
| | Medicaid | 40% | 200 | \$ 5.00 | \$ 1,000.00 | \$ 24,000.00 |
| | Pvt Pay | 20% | 100 | \$ 8.00 | \$ 800.00 | \$ 19,200.00 |
| | Blended rate | | | | Total | \$ 67,200.00 |
| | | | | | | |
| All Figures are Estimates and will vary by region and payer | | | | | | |
| | | | | | Total annually | \$ 118,400.00 |
| | | | | | | \$ 152,000.00 |
| | | | | | | 4 screeners |
| | | | | 50% Utilization | \$ 59,200.00 | \$ 76,000.00 |





Questions?